

Sydney English Country Dancers

Winter Dream Ball



Saturday 3rd June 2023

Ermington Community Centre

**MUSIC BY SHORT
DENTED POTTS**

<https://sydneyenglishcountrydancers.org.au/>



Contents

Duval's Lancers - 3rd La Native	3
Duval's Lancers - 4th Les Graces	3
Duval's Lancers - 5th Les Lanciers	4
SALAMANCA CASTANETS	5
HOLE IN THE WALL.....	6
ELVERTON GROVE.....	7
Midwinter Maggot.....	8
BONNY CUCKOO	8
GRIMSTOCK	9
Winter Dreams	10
Karla's Waltz.....	10
Carolina Promenade	10
NEWCASTLE.....	11
HENRY'S OTHER HORNPIPE	12
Winter Waltz.....	12
March of the Three Kings.....	13
Triolet Waltzer	14
Drops of Brandy	15
Nancy Dawson.....	15
Margaret's Waltz	16
CHILDGROVE	17
BARBARINI'S TAMBOURINE.....	17
Fenterlarick	18
Draper's Gardens.....	18

Duval's Lancers - 3rd La Native

<https://youtu.be/l24v9tZQDBA?t=334>

Square set for 4 couples - led by each lady in turn.

Set number Tops 1, Bottoms 2, Sides on right of tops 3, Sides on left of tops 4.

Duval 1817

Introduction and Honours (8 bars)

4 bars First Lady advances, then her vis-a-vis advances.

4 bars Both chasse right and pirouette over right sholder then chasse turning left back to place

8 bars Instant Star. Ladies form right hand star and partners join with left hand to left hand. All moulinette right round and turn partner back to place

Repeat for 2nd, 3rd and 4th ladies

Duval's Lancers - 4th Les Graces

<https://www.youtube.com/watch?v=BsjrAGQiQe8>

Square set for 4 couples - led by each gentleman in turn

Duval 1817

Introduction and Honours (8 bars)

4 bars 1st man advance (2) and retire with lady on either side of him

4 bars Ladies change hands so outside hands hold man and inside hands form an arch behind his head. Advance and retire again

4 bars All three balance right and left. Man backs under arch and turns both ladies under his arms so wrists are crossed. (Hand are held throughout this move)

8 bars Still holding hands (now crossed) glisse half round to left and back

Repeat dance for 2nd man, 3rd man and 4th man.

Duval's Lancers - 5th Les Lanciers

<https://youtu.be/BsjrAGQiQe8?t=113>

Square set for 4 couples - led by each couple in turn

Duval, 1817

Introduction and Honours (8 bars)

16 bars Grand chain - right hand to partner to start, ballotez step (or alternatively two chasse steps) per change

8 bars First couple promenade anticlockwise inside set, finish in place facing out. 3rd couple move behind them, then 4th couple to make columns

8 bars All chasse croisse (cross with partner) and demi-balance) balance towards then away from partner) there and back

8 bars Led by 1st couple, all cast to sides and back into column; turn out and then face inwards in two lines at the sides

8 bars All advance and retire in lines. Advance again and turn partners back to place with 2 hands

Repeat for 2nd, 3rd and 4th couples. Finish with a Grand Square and reverse Grand Square
During this grand square you face the same direction as you start facing for the complete figure.

- Tops in, Sides split.
- Tops with opposites in two hand hold move to side positions while sides move to top positions.
- Sides In Tops fall back
- All return to starting positions.
- Repeat with Side in, Tops split.

All raise both hands above head to finish (Lift/fling? hats if men have them)

SALAMANCA CASTANETS

<https://www.youtube.com/watch?v=kNLN9dSEPPM>

Button and Whitaker. Twenty-Four Dancers for the year 1813

Longways three couple set

- A1 1-8 1st lady leads the other two ladies lead around behind the line of men and all return to place
- A2 1-8 1st man leads the other two men around behind the line of ladies and all return to place.
- B1 1-6 1st and 2nd couples poussette to change places*
- 7-8 1st and 2nd 1st couple advance to 1st corner
- B2 1-2 Set to 1st corners. *pas de bourrée derriere or simple setting.*
- 3-4 1st couple dance round each other clockwise, maintaining their back to back position, to face 2nd corners
- 5-6 Set to 2nd corners
Pas de bourrée derriere or simple setting.
- 7-8 1st couple dance round each other clockwise, maintaining their back to back position to end in 2nd place on their own side.
- C1 1-8 All circle left and right
- C2 1-2 1st couple cross and cast up around 2nd couple.
- 3-4 1st couple meet and lead down between 2nd couple.
- 5-6 1st couple separate and dance out between 2nd and 3rd couples, then go below 3rd couple who move up
- 7-8 1st couple 2 hand turn to own side of dance (Not done in video)

*Poussette

This is a figure of progression – couples move around each other anti-clockwise 1½ times to change places.

Hold two hands with partner

Keep facing them throughout

Men keep facing the ladies side of the dance and ladies keep facing the men's side of the dance.

Pas de bourrée derriere

Hop on left foot, pass right foot behind, step on left, close right behind. Repeat starting with a hop on right foot.

HOLE IN THE WALL

<http://www.youtube.com/watch?v=va0f-Y-eojc&feature=related>

Playford, 1695 .

Longways Duple Proper.

Steps: Walking steps with 3 steps to each bar - see notes by Colin Hume:

Bars

A1	1-2	1 st Couple cast off below the 2 nd Couple.
	3-4	Then lead up the middle to your places.
A2	1-4	2 nd couple repeat starting with a cast up..
2		1 ST Man and 2 nd lady reverence. Cross diagonally right shoulder to change places. Reverence (6 steps)
2		2 nd Man and 1 st lady reverence. Cross diagonally right shoulder to change places. Reverence. (6 steps)
2		Take four hands, all circle left half way (6 steps)
2		First couple drop hands, reverence partner and cast to second place while couple two lead up to first place. (6 steps) All honour partners.
16		Repeat

[222]

Hole in the Wall. ○○○○
Longways for as many as will.)))))

The 1. cu. cast off below the 3. cu. and lead up in the middle. The 2. cu. cast up and lead down the middle.

The 1. Man crosses over with the 2. Wo. and the 1. Wo. with the 2. Man, so all four Hands half round, and so cast off into the 2. cu. Place, the rest do the like.

ELVERTON GROVE

<https://www.youtube.com/watch?v=atIVq8mPtoQ>

Longways for as many as will proper

Walsh (1712) 24 New Country Dances for the Year 1712

A1	1-2	All turn single
	3-4	All balance forward and back
	5-8	All cross with partner and turn over R shoulder to face partner and come in towards partner, ready for:
A2	1-8	repeat to original places
B	1-4	1st and 2nd M lead between partners and cast back to place
	5-8	1st and 2nd W do same
	9-14	1st Couple figure 8 down through 2s.
	15-20	2nd Couple figure 8 up through 1s
	21-22	1st Couple cast down, 2nd Couple lead up to progress

Midwinter Maggot

https://www.youtube.com/watch?v=v8_PREvXgE8

2010 Gary Roodman

Tune by Jonathan Jensen 2010

Video: https://www.youtube.com/watch?v=v8_PREvXgE8

duple LW Improper 2/2 [Dm]

A1	1-4	All up a dbl and back
	5-8	1s cast off one place, meet in middle of line of 4, WHILE 2s lead up, cast off onto the ends of the line
A2	1-4	Line of 4 up a dbl and back, bending the line. (all are progressed and proper)
	5-8	All circle 1/2-way, and pass RS with Ptr (to home place) into:
B1	1-4	Single-file circle CW 1/2-way round; all turn sgl L
	5-8	Single-file circle CCW 1/2-way round; all turn sgl R (all are home)
B2	1-8	Beginning with Ptr, 2 changes of R and L; Ptrs BH turn 1 1/2 (ending facing up to begin again)

BONNY CUCKOO

<https://www.youtube.com/watch?v=skDoeMxd8l8&t=6s>

Written by: Gail Ticknow, 1996

Formation: 4 couple longways set.

Music: Se Beag Si Mor

- A 4 1s lead down 2 places, cast up around the 3s into 2nd place. 2s move up on bars 3-4
 4 1s cross giving R hands, change places with the 3s below giving L hands
 4 4s lead up 2 places, cast down around the 3s (in 2nd place). 1s move down on bars
 3-4
 4 4s cross giving R hands, change places with the 3s above giving L hands
- B1 6 All circle 8 hands round for 4 bars (12 steps), balance in and out.
 2 Women balance in and out to the R while men balance out and in to the left.
- B2 8 All circle R for 4 bars (12 steps), balance in and out, turn partner two hands to
 progressed places (1/2 or once round)

GRIMSTOCK

<https://www.youtube.com/watch?v=SmepHV5cM7k>

https://www.youtube.com/watch?v=_aHEU5WbB0I

Formation: Longways set of 3 couples, proper.

English Dancing Master c1651 and variations

- A1 4 All up and back a double, nearer hands joined with partner (RLR together, back RLR together)
- 4 Face partner: Set (R&L), turn single R shoulder back
- A2 8 Repeat
- B1&2 8 "Grimstock Hey": Mirror heys on Ladies and Mens lines starting with 1s going down the centre between 2s. Optionally take nearer hands briefly with partner at top and bottom.
- A1&2 16 Siding with partner
(Cecil Sharp/Banana style) curve past partner passing left shoulder (RLR together, back RLR together) and return on same track passing right shoulder. (Pat Shaw/In to Line) Right shoulder to Right Shoulder then Left to Left for the second siding.
Set and turn single; repeat
- B1&2 8 Hey with arches: taking nearer hands with partner, 1s under arch made by 2s, arch over 3s (don't change places at foot of set) etc. return to places
- A1&2 16 Arming with partner: Hook R arm with partner and do a full turn R; set and turn single; repeat with left arm, same set and turn single
- B1&2 8 Crossing hey: 1s cross down (lady in front, R hand in R) to opposite side within the set (between 2s and 3s) and mirror hey to foot of set, cross back to own side and mirror hey to places. (2s and 3s stay on own sides).

Grimstock. *Longways for six.* 



Lead up all a D. forwards and back, fet and turn S. That again :-	First cu. go down between the second, the third come up between the first. This forwards and back to your places :-
Sides all, fet and turn S. That again :-	First cu. go down under the second cu. arms, the third come up under the first. This forwards and back to your places :-
Arms all, fet and turn S. That again :-	First cu. change places and go down the S. Hey. And come up the S. Hey on her own side :-

Winter Dreams

<https://www.youtube.com/watch?v=jkJpgFP1tDk>

Dance devised by Gary Roodman, Sum Further Calculated Figures: A set of fifteen English country Dances, 1996.

Music: "Winter Dreams" by Jonathan Jensen. 3/4 meter

Formation: Longways, duple minor improper.

A	1-4	First cpl cast to second place (a long slow cast) while second cpl lead up and cast away from each other in first place.
	5-8	Dance into mirror-image gypsies once around, first M with second W (by R shldr) and first W with second M (by L shldr), to end facing across the set.
	9-12	With neighbours, pass through (passing ptr by R shldr), and courtesy turn with partner.
	13-16	L hands star once around, moving twd ptr a bit at the end.
B	B1-4	Taking hands on the sides, long lines fall back 3 steps and forward 3 steps.
	5-8	Circle left once around.
	9-12	Two changes of a circular hey, beg with ptr by R hand.
	13-16	Two-hand turn with ptr. Repeat with a new couple each time.

Karla's Waltz

Longways Duple Minor proper by Peggy Hazell

Tune: La Partida (Venezuelan Waltz)

A1	Set of 4 Balance Circle In and out
	Set of 4 Balance Circle In and out
	Circle Left
A2	Balance Circle in and out
	Balance Circle In and out
	Circle Right
B	Lines Fall Back without hands, zig-zag right, left, right left
	Cross, i.e. come straight forward, pass Partner by Right Shoulder
	Partners 2 Hand turn 1 and a 1/2, finishing in Proper position, i.e. Men on men's side, Women on women's side
	1's Cast down (rolling over uppermost shoulder, 2's Lead Up

Carolina Promenade

Circle Mixer - couples side by side facing same direction, Women on Man's Right

Forward a double, flip, continue dancing backwards a double
Forward a double, flip, continue dancing backwards a double
Partners balance in, out, and over (man passes lady across to his left.)
Partners balance in, out, and under (lady dances under man's arm to meet a new partner behind him, man moves to his left to place new lady on his right)

NEWCASTLE

<https://www.youtube.com/watch?v=DNIPWmZ9GII>


Playford First Edition 1651

A1	1-4	In a circle all forward and back a double
	5-8	Set to partner, set to corner
A2	9-16	Repeat
B1	17-18	Arm right with partner
	19-24	Men left hand star all the way round WHILE Women skip clock wise (other direction to men) back to place
B2	25-26	Arm LEFT with partner
	27-32	Women right hand star all the way round WHILE Men skip counter clock wise (other direction to women) back to place
A1	1-4	All side with partner over and back
	5-8	All step to the right, honour and pass partner to face new partner on corner of set
A2	9-12	All side with new partner over and back
	13-16	All step to the right, honour and pass partner to face next partner in new position in set
B1	17-18	Present side couples lead to centre, change hands and lead out, then form an arch
	19-24	Present head couples cast off outside, go under the nearest arch with someone, and return to the place you cast from.
B2	25-32	Repeat, head couples leading in and out, side couples casting off
A1	1-4	Present partners arm R once around
	5-8	Arm left 1 ½ to meet a new partner on the corner of the set
A2	9-12	Arm R this partner
	13-16	Arm L 1 ½, ending in lines up and down the hall, close together, with the W on the L of their current partner
B1	1-6	Lines fall back a double and come forward, turn single
	7-8	Pass through the line changing places with opposite and forming new lines across the hall, close together. (Dancers on the inside of the old line go to the ends of the new line: forward 4 steps. Dancers on the end of the old line take 2 steps forward and 2 steps inward to end close to an opposite)
B2		Lines fall back, come forward, turn single, and pass through to meet your original partner in original place in a square

(77)

Newcastle

Round for eight



Meet all, back againe, set to your owne, and
to the next. That againe.

Armes all with your owne by the right, men all fall with your
left hands into the middle, We. go round them to your places.
Armes againe with your owne, and We. left hands in, men goe
about them towards the left to your places.

Sides all with your owne, and change places
with them. Sides with the next, and
change places with them.

The first man and 3. Wo. take hands and meet, the first Wo. and 3.
man, lead out againe then holding up your hands, the other foure
cast off and come under your armes to their places. The other
foure the like.

Arms all with your We. and change places.
Armes with the next and change places.
Now every man is with his owne Wo. in the
Co. place.

Fall back from each other, foure and foure a breft to each wall, turn
and change places with your opposites. Fall back from each
other foure and foure along the room, turne S. change places with
your opposite. So each falls into his place as at first.

HENRY'S OTHER HORNPIPE

<https://www.youtube.com/watch?v=FWhyleS40lg>

Gary Roodman, published in "New Friends" in 2003

Duple Minor Longways

Historical English Style

A	1-2	First couple, go back to back
	3-4	First couple cast down to second place, while second couple leads up to first place
	5-8	SECOND COUPLE, THE SAME
B	1-4	With neighbour, fall back six steps; then go forward, change places with partner, and turn to the right back into lines
	5-6	Face partners for two changes of a circular hey.
	7-8	Partners two-hand turn

Winter Waltz

by Fried de Metz Herman

3 couple longways set with 1st couple improper

<https://www.youtube.com/watch?v=vbsAqOZ8ZKU>

A1	1-4	Circle 6 left halfway
	5-8	1 st ½ figure of 8 up through 2 nd
A2	1-4	1 st ½ figure 8 to the top (1 st cross up and out the window into top place WHILE 2 and 3 move down on 3 & 4)
	5-8	Circle 6 left halfway. End in lines of 3 close with hand joined
B1	1-2	Lines fall back (hands still joined)
	3-4	All set right and left (Hands still joined)
	5-8	Release hands and all back to back (Right) with partner
B2	1-4	Couples at top of set ½ walk the square left shoulder to the middle then Couples at bottom of set ½ walk the square right shoulder to the middle. Note: For the top couple this is a continuous movement with no breaks. Moving them from top couple to bottom couple.
	5-8	1 st couple (in middle place) gypsy right

March of the Three Kings

<https://www.youtube.com/watch?v=li5EHbOX7DA&t=5s>

Victor Skowronski (updated 2014)
Longways duple proper
Provençal Carol (traditional)

- 1-4 Up a double and back(end facing partner)
5-8 Right and left (start partner)
9-12 Down a double and back (end facing partner)
13-16 Right and left (start partner)
- 1-4 Star right $\frac{1}{2}$ - turn single left into
5-8 Star left $\frac{1}{2}$ - turn single right into
9-10 1st corners, followed by their partners, lead out (on an angle towards progressed place, 1st corners turning to face partner at end)
11-12 (take 2 hands with partner) 2nd corners pull their partner into progressed place
13-16 Partner two-hand turn
- Alternate Ending*
9-12 1st corners back to back
13-16 $\frac{1}{2}$ Pousette to change places (Clockwise)

Notes

- 1 The original dance was written 2012. This revised version is from January 3, 2014
- 2 The track of the figure in B9-12 is that of a pousette but in B9-10 the 1st corner leads out instead of backing out, turning at the end to face their partner.

Triolet Waltzer

Eduard Helmke 1829

I	1-6	Take hands in line of three and chasse L, R, L
	7-8	Man honours lady on his left (2 nd Lady) and takes Lady on right (1 st Lady) in High Arbour Hold. Right hand in Right hand held high in an arch. Left hand on the waist of partner.
A1	1-8	Man and first lady waltz LOD (anti clockwise) using 3 ½ turns (clockwise) to finish with man on outside and 1 st lady in the middle. WHILE the 2 nd lady keep level.
	9-16	2 nd lady passes in front of 1 st lady. Under the arch and stops facing the man. WHILE the man honours the 1 st Lady turns over his right shoulder and takes 2 nd lady in High Arbour hold
A2	1-16	Repeat with Man and 2 nd lady doing the Waltz
B1	1-16	Repeat A1
B2	1-16	Repeat A2
C1	1-16	Repeat A1
C2	1-16	Repeat A2
D	1-6	Progressive Version Ladies balance L,R,L WHILE Men move on to next line
	7-8	Repeat 1 7-8
D	1-8	Non progressive version Repeat I

Drops of Brandy

Longways set – Duple Minor

A1	Right hand star, all the way round, dance out to original place
A2	Left hand star
B1	First couple lead down the middle Gallop back to place Cast off : go down the outside, whilst the second couple lead up (change places)
B2	Turn your partner with two hands

Dances at this time involved teamwork with much social interaction

Nancy Dawson

<https://www.youtube.com/watch?v=muxO-aS6Pgc>

Sourced from: <https://www.historicaldance.au/nancy-dawson/>

Country dance: Longways set for 3 couples. (Originally a triple minor)

A1	1-8	1st couple cast off down outside and back.
A2	1-8	1st couple cross and cast, cross and cast, lead up to face 1st corners. 2nd couple move up on bars 3 & 4.
B1	1-8	Set [basic setting, or rigadoon] to 1st corners and dance around them by the left shoulder. Meet partner in the middle, clap hands [own, own, partner's] and two-hand turn to face second corners.
B2	1-8	Repeat B1 with 2nd corners. During final two hand turn dancing couple move down to third position while 3 rd couple moves up.

Margaret's Waltz

Formation: Sicilian circle.

Music: Contra - 32 bar Waltz

By: Pat Shaw

A1 (4) Advance and retire

(4) Turn opposite right hand

A2 (4) Turn partner left hand

(4) Ladies chain across only. Stay in the ladies chain hold

B1 (2) Slide 2 steps diagonally forward and right, so that the men are standing left shoulder to left shoulder

(2) Slide 2 steps diagonally forward and left, so that the couple you are dancing with is behind you

(4) Right hand star with that couple until you get back to where you started the dance (actually 3/4 of the way around)

B2 (4) Do si do opposite

(4) Waltz with partner on to a new couple

CHILDGROVE

Playford 11th ed 1701

Longways duple minor Improper


Note – Dance is originally written as proper.

A1	1-4	Partners side. (Cecil Sharp or Banana Side passing left shoulder)
	5-8	Partners back-to-back
A2	9-16	Repeat A1 with neighbour
B1	17-20	Neighbours turn two-hands once-and-a-half, skipping, and open to face across the set
	21-24	Partners turn two-hands
B2	25-32	First couple full figure-eight through second couple above, skipping

Note: Inactive couples should change places with partner at top and bottom while waiting to re-enter the dance

Childgrove:

Longways for as many as will.



First Man and 2. Man side to their Partners once, and go back to back. Then the Wo. side to the 2. Man, and the 1. Wo. to the 2. Wo. at the same time, and go back to back. Then turn, sides, and turn your own Partner in the 2. place. Then go the whole Figure with the 2. cu.

BARBARINI'S TAMBOURINE

The Complete Country Dancing-Master, John Walsh, 1740s

Longways duple minor

A1	1-8	1st man cast down and 2nd lady cast up. (First Corners) Do half figure of eight passing L shoulders and loop round partner with R shoulder - ending in each other's places
A2	1-8	Second Corners repeat
B1	1-4	Not taking hands, lines do a long balance back (three steps and close), come forward and cross with partner
	5-8	Back to back with neighbour
	9-12	Back to back with partner
B2	1-8	Four changes of Rights and Lefts (with hands) starting with partner.
.	9-12	Partners turn two hands at least once, end proper

Fenterlarick

Longways duple minor

Nancy's Delight 2/2 C major 1977 by Joyce Walker

- A1 1st corners side (Sharp- arcing past by Left shoulder and back by Right Shoulder),
Set forward & Turn Single back to place.
- A2 2nd corners do the same.
- B1 Women lead between men, and cast back to place;
Men lead between women, and cast back to place.
- B2 All turn partner by L Hand $\frac{3}{4}$ to line of 4 up & down the dance;
1st woman and 2nd man Right Hand Turn $1\frac{1}{2}$, while
1st man and 2nd woman dance around CCW to change places,
Meet partner in progressed place, turn by L Hand $\frac{3}{4}$.

Draper's Gardens


Playford 1706

<https://www.youtube.com/watch?v=A0YgmyR05X4>

- A1 1-4: 1st Man and 2nd Woman Set to each other and Turn Single.
A1 5-8: Then go back to back around each other and Turn Single back into your place.
- A2 1-8: 1st Woman and 2nd Man do the same.
- B1 1-2: 1st and 2nd Women change places.
B1 3-4: 1st and 2nd Men do the same.
B1 5-8: Then hands half round.
- B2 1-4: Right and Left halfway around.
B2 5-8: 1st Couple lead up through the top and cast off back to the 2nd place.

(189)

Drapers Gardens. Longways for as many as will. ○○○○
))))



Note : Each Strain twice over.

The 1. man and 2. wo. set and turn fingle, then back to back and turn. The other two do the same. Then the 1. and 2. wo. change places, the other two do the same; then hands half round, and right and left half round, and lead through the bottom, then through the top, and cast off and turn.